



OUTDOOR SOCIETY
DESIGN • LANDSCAPES • POOLS

- DESIGNS TO LAST A LIFETIME -



WELCOME.


And congratulations on making a very crucial and important decision, as you embark on building your dream project. The Outdoor Society is excited you have considered our expertise on this journey with you.

Undertaking a project is a very important time for a client; whether it be a small intimate project or a large scale project.

The approach, process, considerations, documentation are all critical steps to ensuring a successful implementation of a project. Design fundamentally underpins and actions all of these points to achieve the project deliverables.

A design should be considered as central hub of communication of any project, which relays relevant information to all parties involved on a project.

A clearly articulated vision and plan enables a successful execution of a project.



APPROACH & PHILOSOPHY.

The execution of creating a good design and carrying through to a successful project, draws down to understanding and communication.

Before we even start considering your project, building a vision, suggesting ideas or getting really excited about the potential, we need to start at the logical and most important part... **YOU!**

We need to build the rapport and develop a relationship, find out everything that is important and crucial to you as our client. What are your intentions, dreams and aspirations for the project in terms of functionality, aesthetics, purpose and budget?

Our role is to ask lots of questions and listen; so we can develop an understanding of your vision.

UNDERSTANDING THE DESIGN PROCESS.



Project Consultation

We start with an Initial meeting to collect, understand and articulate your requirements of the project space; and also perform an assessment of the project site conditions.

The narrative of the project starts to form a resulting cumulation of your requirements, site conditions, and designer's input.

Progressively through the conversation, the vision for the project emerges.



Conceptualization of the Project

This is the fun part of the design phase!

With the discussed and documented project vision, that is when the magic starts to happen. So begins the creative process and application of our expertise.

Materials selection, building methods, government laws and spatial considerations, layouts and shapes are all explored in the process of crafting a design for your space; and so emerges a theme and composition of your concept.

Your concept is developed into a presentation encompassing layout, moodboard of materials and composition of elements which underpins the foundation of your project.



Development of Project Plans

Development of the plan into working drawings is the crucial phase in bringing your project to reality.

Through communication to refine and realise your concept, details of appropriate aspects are required.

A set of working drawings are produced with detailed dimensions, sections, and elevations. This encapsulates the project details, and communicates to the relevant contractors executing the project

Depending on the scale of the project; construction plans can be comprised of many layers including:

- Hardscape plans
- Softscape / Planting Plans
- Lighting Plans
- Irrigation Plans
- Engineering/Sub structural
- Demolition Plans
- Site Surveying
- Council Plans
- Construction Detail Sets
- Traffic Management Plans

DESIGN IN PRACTICE.

Renovated Victorian Period Home Armadale, VIC

A beautiful undertaking involving an elegant Victorian Home; with a recent architectural addition.

The brief:

Design a garden sympathetic to the old architectural elements; transitory and complimentary to the modern addition; and functional in living spaces.

The front garden allowed for a classical aesthetic, pairing beautifully with the homes façade. In the rear outdoor living spaces a warmth was created with different textures, that allowed a simplicity yet elegant realisation of the space to be achieved.


Planting mood board:



Hardscaping Design

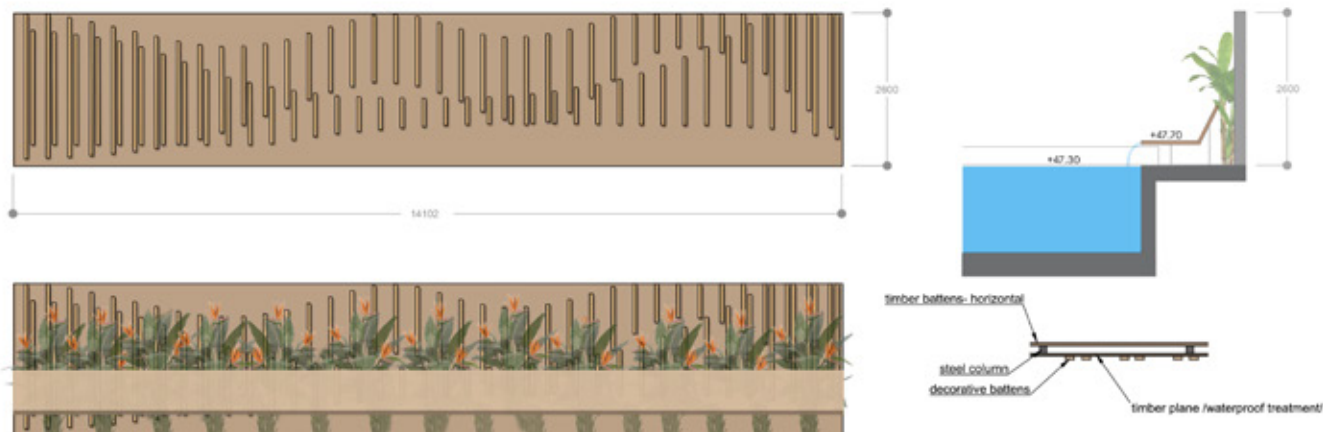


Hardscaping mood board:




DESIGN IN PRACTICE.

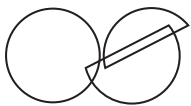
Construction Design



DELIVERY.

Armadale Project 2019 (continued)





OUTDOOR SOCIETY

DESIGN • LANDSCAPES • POOLS

3/30 Peninsula Blvd, Seaford 3198

P: 0403 227 461

E: construction@outdoorsociety.com.au

www.outdoorsociety.com.au  

